

1. I have been told about the study and I know why it is being done and what to do. I know that I do not have to do it if I do not want to. If I have questions I can ask my teacher. I know that I can stop at any time.		
	Response Percent	Response Count
I understand and will begin the survey.	100.0%	16
I would rather not do it.	0.0%	0
answered question		16
skipped question		0

2. Where do you go to school?




	Response Percent	Response Count
IS 53	0.0%	0
IS 109	0.0%	0
IS 137	0.0%	0
IS 192	0.0%	0
IS 210	0.0%	0
IS 226	0.0%	0
IS 238	0.0%	0
MS 202	0.0%	0
PS 42	0.0%	0
PS 197	0.0%	0
PS 223	0.0%	0
PS/IS 116	0.0%	0
PS/IS 225	0.0%	0
Al-Ihsan Academy	100.0%	16
August Martin HS	0.0%	0
Beach Channel HS	0.0%	0
Business Computer Application HS	0.0%	0
Christ Lutheran School	0.0%	0
Devine Mercy Catholic Academy Elementary and Middle School	0.0%	0
Far Rockaway HS	0.0%	0
Grace Lutheran Day School	0.0%	0
John Adams HS	0.0%	0
Richmond Hill HS	0.0%	0
St. Francis De Sales School	0.0%	0

St. Joachim and Anne	0.0%	0
St. Joseph's Parish Day	0.0%	0
St. Rose of Lima School	0.0%	0
Other	0.0%	0
other school (please specify)		2
answered question		16
skipped question		0




3. What grade are you in?		
	Response Percent	Response Count
3	0.0%	0
4	0.0%	0
5	100.0%	16
answered question		16
skipped question		0

4. How often do you use your computer at home for homework?		
	Response Percent	Response Count
I don't have a computer at home	0.0%	0
I don't use my home computer for homework	25.0%	4
A few times a year	25.0%	4
About once a month	18.8%	3
About once a week	12.5%	2
Almost every night	18.8%	3
answered question		16
skipped question		0


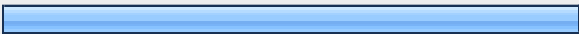
5. Compared to last year, this year my teachers are using computers...

	Response Percent	Response Count
less 	25.0%	4
about the same amount 	43.8%	7
more 	31.3%	5
<i>answered question</i>		16
<i>skipped question</i>		0



6. Compared to last year, this year students in my grade are using computers...

	Response Percent	Response Count
less 	25.0%	4
about the same amount 	31.3%	5
more 	43.8%	7
<i>answered question</i>		16
<i>skipped question</i>		0



7. During this school year, how much time per week did you spend using computers in your class(es)?

	Response Percent	Response Count
Not at all	0.0%	0
Once a week 	12.5%	2
2 times a week 	87.5%	14
3 or 4 times a week	0.0%	0
Every day	0.0%	0
<i>answered question</i>		16
<i>skipped question</i>		0



8. During this school year, I typed up reports and assignments.

	Response Percent	Response Count
Yes 	81.3%	13
No 	18.8%	3
<i>answered question</i>		16
<i>skipped question</i>		0



9. During this school year, I made spreadsheets and graphs.

	Response Percent	Response Count
Yes 	31.3%	5
No 	68.8%	11
<i>answered question</i>		16
<i>skipped question</i>		0



10. During this school year, I used blogs to communicate with other students and teachers

	Response Percent	Response Count
Yes 	25.0%	4
No 	75.0%	12
<i>answered question</i>		16
<i>skipped question</i>		0



11. During this school year, I did research on the Internet for a report or assignment.

	Response Percent	Response Count
Yes 	93.8%	15
No 	6.3%	1
<i>answered question</i>		16
<i>skipped question</i>		0


12. During this school year, I made a PowerPoint presentation.

	Response Percent	Response Count
Yes 	43.8%	7
No 	56.3%	9
<i>answered question</i>		16
<i>skipped question</i>		0



13. During this school year, I used the computer to make a graphic novel.

		Response Percent	Response Count
Yes		62.5%	10
No		37.5%	6
<i>answered question</i>			16
<i>skipped question</i>			0



14. During this school year, I took a test on the computer.

		Response Percent	Response Count
Yes		100.0%	16
No		0.0%	0
<i>answered question</i>			16
<i>skipped question</i>			0



15. During this school year, I used a computer program to improve my study skills or learning skills.

		Response Percent	Response Count
Yes		87.5%	14
No		12.5%	2
<i>answered question</i>			16
<i>skipped question</i>			0


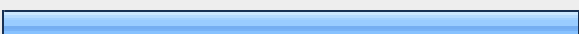
16. During this school year, I made or listened to a podcast.

	Response Percent	Response Count
Yes 	18.8%	3
No 	81.3%	13
<i>answered question</i>		16
<i>skipped question</i>		0



17. During this school year, I made or edited a webpage or worked in a web environment, like a wikispace.

	Response Percent	Response Count
Yes 	18.8%	3
No 	81.3%	13
<i>answered question</i>		16
<i>skipped question</i>		0



18. This school year, I collected data using equipment that go with the computer, like probes or PDAs.

	Response Percent	Response Count
Yes 	12.5%	2
No 	87.5%	14
<i>answered question</i>		16
<i>skipped question</i>		0

19. This school year, I made or edited a video or movie.

	Response Percent	Response Count
Yes 	6.3%	1
No 	93.8%	15
<i>answered question</i>		16
<i>skipped question</i>		0

20. During the past school year, I created or contributed to a web-based map or timeline.

	Response Percent	Response Count
Yes 	12.5%	2
No 	87.5%	14
<i>answered question</i>		16
<i>skipped question</i>		0

21. In which subjects do you use technology. (Check all that apply)

		Response Percent	Response Count
Math	<input type="checkbox"/>	37.5%	6
Sciences	<input type="checkbox"/>	50.0%	8
English Language Arts	<input type="checkbox"/>	31.3%	5
Social Studies	<input type="checkbox"/>	50.0%	8
Art	<input type="checkbox"/>	25.0%	4
Music	<input type="checkbox"/>	12.5%	2
Physical Education/Gym	<input type="checkbox"/>	6.3%	1
ESL or ELL	<input type="checkbox"/>	6.3%	1
Computer Class	<input type="checkbox"/>	81.3%	13
Multi-Media	<input type="checkbox"/>	6.3%	1
None of the Above	<input type="checkbox"/>	6.3%	1
Other (please specify)			0
answered question			16
skipped question			0

22. Do you know how to use the following equipment, applications or web sites?

	Yes	No	Response Count
Digital camera or video	68.8% (11)	31.3% (5)	16
Audacity or GarageBand	6.3% (1)	93.8% (15)	16
iMovie or Movie Maker	18.8% (3)	81.3% (13)	16
Wikispaces	43.8% (7)	56.3% (9)	16
Teacher/Classroom Blogs	75.0% (12)	25.0% (4)	16
Comic Life	100.0% (16)	0.0% (0)	16
	<i>answered question</i>		16
	<i>skipped question</i>		0

23. How much do you agree with these statements?

	I agree	I'm not sure	I disagree	Rating Average	Response Count
I am able to learn more when I use computers in my school.	81.3% (13)	12.5% (2)	6.3% (1)	1.25	16
I work harder on my assignments when I am using a computer.	50.0% (8)	31.3% (5)	18.8% (3)	1.69	16
I would be a better student if I got to use technology more in school.	81.3% (13)	12.5% (2)	6.3% (1)	1.25	16
Teachers in this school know a lot about how to use computers to help students learn more.	50.0% (8)	37.5% (6)	12.5% (2)	1.63	16
There are enough computers in my school for students to use for their schoolwork.	62.5% (10)	0.0% (0)	37.5% (6)	1.75	16
I am using computers in my class (es) in ways that other students in this school are not.	6.7% (1)	20.0% (3)	73.3% (11)	2.67	15
I have shown other students how to do things with computers.	75.0% (12)	6.3% (1)	18.8% (3)	1.44	16
I have shown a teacher how to do things with computers.	31.3% (5)	12.5% (2)	56.3% (9)	2.25	16
I use computers more in my class (es) than other students in this school	12.5% (2)	25.0% (4)	62.5% (10)	2.50	16
	answered question				16
	skipped question				0